



Updates

7me

7me - Bank Transfer

We're pleased to share that 7me now includes a new feature that provides users with an additional donation option — bank transfer.

What's new?

Now, every time you choose a form to give, you'll see a new method available — **"Bank Transfer."**

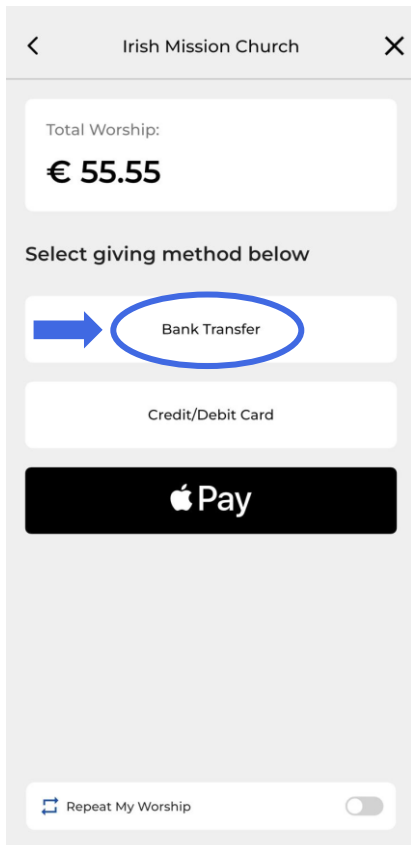
With this option, you can transfer your offering directly to the selected bank account. After making the transfer, simply attach the receipt, file, or image of the transaction in the 7me App. Our team will then verify and approve it.

Please always make sure to check the bank account details carefully before making the transfer.

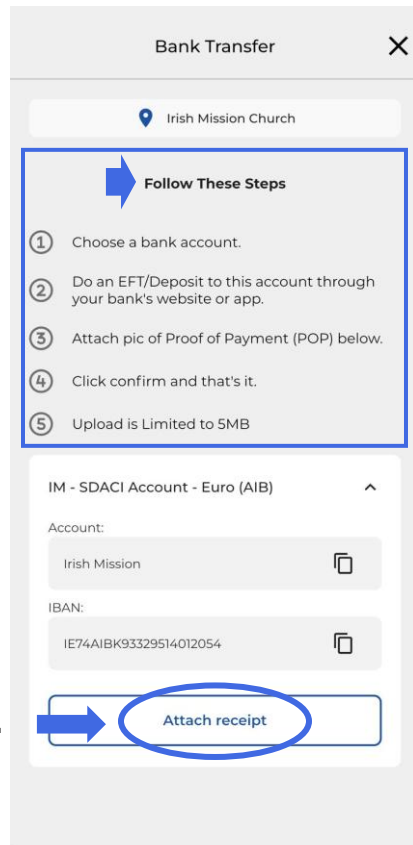
Steps:

1. Follow the same process you usually do, and when you reach the **"Method to Give"** step, select **"Bank Transfer"**.
2. Follow the on-screen instructions provided by the app.
3. Open your bank app or online banking and make the transfer manually to the selected account. Take a screenshot or save the receipt.
4. Return to the 7me App and click **"Attach Receipt"**.

1



2



4



Updates

7me

7me - Bank Transfer

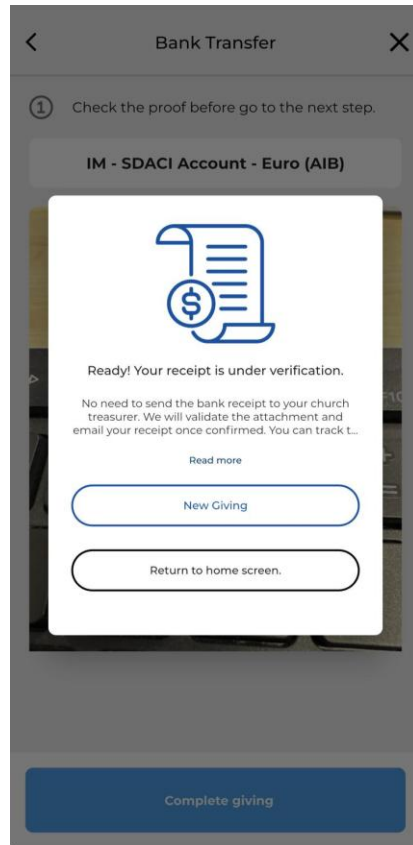

Steps:

5. You'll be able to view the uploaded receipt. Once confirmed, click **"Complete Giving"**.

6. That's it! Our team will verify your receipt and transfer.

- If everything is correct, you'll receive your official donation receipt by email.
- If there's any issue with the transfer or the uploaded receipt, you'll also receive an email so you can correct it and try again.

5



Download 7me

Download now and join more than 205,000 people.

